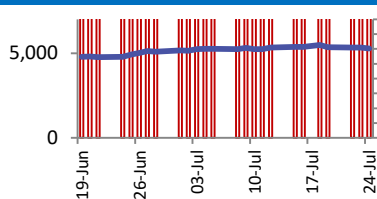
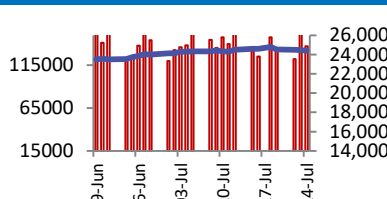


BSE



Open	80343
High	80520
Low	79751
Close	80149
Change	-280
Volume (Lacs)	9531
Turnover (Rs.inCr)	8910

NSE



Open	24445
High	24504
Low	24307
Close	24414
Change	-66
Volume(Lacs)	48861
Turnover(Rs.in Cr)	137298

World Markets	Current	Previous	Pt. Chg	Var(%)
Dow	39854	40358	(504)	-1.2%
Dow Futures	40150	40110	40	0.1%
Nasdaq	17342	17997	(655)	-3.6%
FTSE	8154	8167	(13)	-0.2%
Nikkei	38165	39155	(990)	-2.5%
Hang Seng	17043	17311	(268)	-1.5%
Gift Nifty	24166	24251	(85)	-0.4%
Straits Singapore	3434	3461	(27)	-0.8%
South Korea	2710	2759	(49)	-1.8%
Taiwan	22872	22257	615	2.8%
Shanghai	2882	2902	(20)	-0.7%

Commodity Prices	Current	Previous	Pt. Chg	Var(%)
Copper (\$/MT)	9104	9166	(62.0)	-0.7%
Alumin (\$/MT)	2301	2295	6.0	0.3%
Zinc (\$/MT)	2685	2689	(4.0)	-0.1%
Brent Crude (\$/bbl)	81.0	82.0	(1.0)	-1.2%
Gold (\$/Ounce)	2373	2398	(25.0)	-1.0%
Silver (\$/Ounce)	28.0	29.0	(1.0)	-3.4%
Light Crude (\$/bbl)	77.0	78.0	(1.0)	-1.3%
N G (\$/mmbtu)	2.0	2.0	0.0	0.0%
Sugar (\$/MT)	522.0	526.0	(4.0)	-0.8%
Rubber (Rs./kg)	214.0	213.0	1.0	0.5%
Baltic Dry Index	1864	1869	(5.0)	-0.3%

Currency Exchange Rate	Current	Previous	Var(%)
Rs./\$ rate	83.72	83.70	0.02%
Rs./ Euro	90.76	90.96	-0.22%
Rs./Chinese Yuan	11.53	11.53	0.00%
Yen /\$ rate	152.47	153.89	-0.92%
\$ US/Euro	1.08	1.08	0.00%

Dollar Index	Current	Previous	Var(%)
Dollar Index	105.26	105.28	-0.02%

Support/ Resistance Levels for Today		
	Nifty	Bank Nifty Fut
Support 1	24240	50870
Support 2	24140	50370
Resistance	24500	51940

Securities in Ban For Trade	
IDEA	INDIACEM

Market Review

US: US stocks plummeted following a disappointing start to the mega-cap earnings season. After driving the rally for most of 2024, big tech pulled the markets down on Wednesday, with the S&P 500 seeing its sharpest decline since December

Asia: Markets in Asia-Pacific region extended their downward move Thursday as technology stocks tumbled on Wall Street after traders started to pull back from artificial intelligence driven frenzy.

India India's benchmark equity indices fell for a fourth consecutive session on Wednesday, logging their worst streak since five consecutive sessions of decline till May 30. **Market is expected to open gap down note and likely to witness selling pressure during the day**

Global Economy: South Korea's economy unexpectedly shrank in the second quarter to log the sharpest contraction in six quarters as slumping consumer spending undermined an export boom, reinforcing market expectations that an interest rate cut could be on the way soon. Gross domestic product (GDP) for the April-June period fell 0.2% from a quarter earlier in seasonally adjusted terms, data from the Bank of Korea showed. That came after an expansion of 1.3% in the first quarter, the fastest quarterly growth since the fourth quarter of 2021.

The U.S. trade deficit in goods narrowed in June for the first time this year amid a broad rebound in exports, but that probably was insufficient to prevent trade from remaining a drag on economic growth in the second quarter. The impact on gross domestic product from the trade gap is, however, likely to be offset by a rise in inventories at wholesalers and retailers in June. The government is scheduled on Thursday to publish its advance estimate of second-quarter GDP growth, which is expected to show a pick-up in activity, thanks to a spurt in consumer spending in June.

Commodities Gold prices were little changed on Thursday as investors waited for U.S. economic data to gauge the timing of the central bank's interest rate cuts.

Oil prices eased on Thursday as concerns over weak demand in China, the world's largest crude importer, and expectations of a nearing ceasefire deal in the Middle East overcame gains in the previous session after draws in U.S. inventories.

Currency Ahead of the Bank of Japan's policy meeting, the yen gained support due to unwinding carry trades. The Australian and New Zealand dollars struggled as commodity prices declined. The euro was pressured by weak PMI data, while the U.S. dollar held steady pending growth figures. Investors are cautious about risk sentiment.

FII Derivative Transactions (Rs. Cr)

Contracts	Purchase		Sell		Net	Open Interest (OI)		OI (Previous day)		Change	
	Contract	Value	Contract	Value		Contract	Value	Contract	Value	Contract	Value
Index Future	188844	12303	231902	15892	(3589)	637237	40553	599971	38093	37266	2460
Index Option	69175649	5081546	68240077	5016894	64652	5876512	374272	6152481	408445	(275969)	(34173)
Stock Future	1495132	116233	1544142	119241	(3008)	4275058	328227	4246336	326052	28722	2175
Stock Option	440118	34381	436444	34203	178	641048	50511	692924	54411	(51876)	(3900)
Total	71299743	5244463	70452565	5186230	58233	11429855	793563	11691712	827001	(261857)	(33438)

FII All Activity-BBG (Rs Cr)	Buy	Sell	Net
16-Jul-24	14975	13314	1661
18-Jul-24	25438	20385	5053
19-Jul-24	16143	14319	1824
22-Jul-24	21445	13099	8347
23-Jul-24	15527	17075	(1548)
Month to date- July	217470	188252	29218
FII (Prov.) (Rs Cr)	Buy	Sell	Net
18-Jul-24	25521	20037	5484
19-Jul-24	15893	14386	1506
22-Jul-24	16970	13526	3444
23-Jul-24	14331	17306	(2975)
24-Jul-24	16122	21253	(5131)
Month to date-July	271188	254185	17002
DII (Prov.) (Rs. Cr)	Buy	Sell	Net
18-Jul-24	15676	18581	(2904)
19-Jul-24	15051	15513	(462)
22-Jul-24	13553	15205	(1652)
23-Jul-24	17799	16381	1419
24-Jul-24	17787	14650	3137
Month to date-July	251818	248135	3683
FII Debt - BBG (Rs. Cr)	Buy	Sell	Net
16-Jul-24	1730	453	1277
18-Jul-24	3751	819	2932
19-Jul-24	2375	785	1590
22-Jul-24	2375	2339	36
23-Jul-24	3165	700	2465
Month to date- July	26618	13663	12956

Market Breadth	BSE		NSE	
	No.	%	No.	%
Advance	2755	69%	1934	71%
Decline	1143	29%	726	27%
Unchanged	110	3%	54	2%

Market Turnover	24-Jul	23-Jul	Var (%)
BSE Cash	8910	12456	-28%
NSE Cash	137298	169336	-19%
NSE Futures	443587	477794	-7%
NSE Options	70576192	53183162	33%
Total (Rs.Cr)	71165986	53842749	32%

Volatility Index	24-Jul	23-Jul
Volatility Index	11.76	12.75

Index PE - TTM	24-Jul	Yr. High	Yr. Low
Sensex	23.9	26.0	21.8
Nifty	23.1	28.8	20.3

Corporate News

BSE Certified By SEBI As Research Analyst And Investment Adviser Supervisory Body

The Bombay Stock Exchange, the oldest stock exchange in Asia, was accredited as a Research Analyst Administration and Supervisory Body and an Investment Adviser Administration and Supervisory Body by the Securities and Exchange Board of India, according to a press release on the BSE. This will be for a period of five years, starting on July 25. (BS)

Dish TV To Raise Rs 1,000 Crore, Approves Establishing Subsidiary

Dish TV India Ltd. aims to raise Rs 1,000 crore from the issue of shares and debt. In its board meeting, it also approved establishing a wholly owned subsidiary to undertake the business of distribution of products and services through a digital platform and provide ancillary services. (ET)

Economy

Private sector activity hits 3-month high of 61.4 in July

India's private sector activity surged to a three-month high in July, driven by strong manufacturing and service sectors, according to the HSBC Flash India Composite Output Index which reached 61.4. This positive trend marked 36 consecutive months of expansion. Backlogs of work increased, leading to the best employment growth in over 18 years. Inflation remained a concern with rising input costs for materials like coal and steel, and essentials such as eggs and vegetables. New orders and favorable market conditions further bolstered the sector's performance. (ET)

International

Ford profit disappoints, stock falls 11% as quality issues dog automaker

The company saw a dip in second-quarter adjusted profit on Wednesday as the automaker continues to battle costly quality issues and an EV business that is weighing on its bottom line, sending shares tumbling 11% in after-hours trading. The Ford chief has made fixing the automaker's quality problems a priority since he took the helm in October 2020. Since then, Ford has hired a new executive director of quality and transformed some of its production practices to avoid errors, but has still topped the industry in number of recalls. (INV)

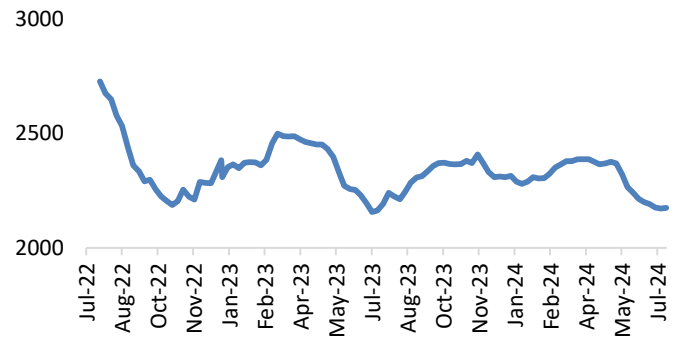
Top 5 Nifty Gainers	24-Jul	23-Jul	Var(%)
HDFCLIFE	673	644	4.5%
BPCL	315	306	2.9%
TECHM	1533	1493	2.7%
NTPC	393	382	2.7%
TATAMOTORS	1028	1002	2.6%
Top 5 Nifty Losers	24-Jul	23-Jul	Var(%)
BAJAJFINSV	1579	1619	-2.4%
TATACONSUM	1231	1257	-2.0%
BRITANNIA	5830	5945	-1.9%
AXISBANK	1239	1263	-1.9%
BAJFINANCE	6607	6727	-1.8%

BSE Index Watch	Last	1 day	1 wk	1 mth	1 yr
SENSEX	80149	-0.3%	-0.7%	2.7%	20.8%
MIDCAP	46820	0.7%	-2.1%	1.7%	57.4%
SMLCAP	53832	1.9%	-0.9%	3.4%	57.0%
AUTO	57171	-0.2%	-1.0%	-0.3%	58.2%
BANKEX	58784	-1.0%	-2.5%	-1.7%	13.8%
Capital Goods	71559	0.5%	-3.9%	-1.6%	68.5%
FMCG	22494	-0.2%	2.5%	10.2%	19.3%
Health Care	39100	0.9%	0.9%	6.4%	45.3%
IT	41028	0.2%	2.6%	12.9%	36.6%
METAL	31638	0.3%	-4.7%	-4.6%	46.0%
Oil & Gas	30881	1.7%	-2.7%	8.3%	59.1%
Power	7921	1.2%	-1.7%	1.1%	90.5%
Realty	8391	0.7%	-4.6%	-3.6%	95.9%

NSE USD Futures	24-Jul	23-Jul	Var (%)
July Expiry (Rs./\$)	83.65	83.65	0.0%
August Expiry (Rs./\$)	83.73	83.73	0.0%
Total Turnover (Rs. Crore)	1600	2880	-44%

Sectors	TTM PE
Auto	33.96
Auto Ancillary	52.28
Banking	15.46
Engineering	43.69
Cement	74.79
Diamonds & Jewellery	62
Housing Finance	25.29
Infrastructure & Const	34.62
Metals-Aluminium	43.38
Metal – Steel	18.73
Oil Expl.	16.52
Pharma	11.71
Power – Gen. Supp.	42.53
Information Tech.	24.92
Sugar	19.78
Telecom Serv. Prov.	88.63
Tyres	28.21

Titanium Dioxide (\$/Tonne) (Source: BBG)



10 year G-Sec Yield	Current	Previous	Change
US	4.26%	4.28%	(2) bps
Japan	1.09%	1.08%	1 bps
India	6.96%	6.97%	(1) bps
UK	4.16%	4.12%	4 bps
Libor 3 Mths	5.55%	5.54%	1 bps

Indian Eco Data	Current	Previous	Var(%)
Forex Reserve (US\$ in bn)	654	652	0.3%
Inflation - WPI	3.36%	2.61%	75 bps
Inflation - CPI	5.08%	4.80%	28 bps

India GDP	Q4FY24	Q3FY24	Var(%)
Growth	7.76%	8.57%	(81) bps

Monetary Policy	Current	Previous	Change
Repo Rate	6.50%	6.50%	0 bps
Reverse Repo Rate	3.35%	3.35%	0 bps
CRR	4.50%	4.50%	0 bps
O/S Banking System Liquidity (Rs bn)	516	260	255.9

IIP Growth %	Jan-24	Jan-23	Apr-Feb
IIP	5.9	5.7	6.2
Mining	5.9	9.0	8.5
Manufacturing	3.2	4.5	5.7
Electricity	5.6	12.7	7.0

ADR Price Movement

Company	Price (US\$)	Volume	Previous Day Price	Volume	Variance (%)	No. of Share Per ADR	ADR Price (Rs.)	BSE Price	Variance (%)
Infosys Tech	21.86	7859074	22.08	9992282	-1.00%	1	1830.06	1833.95	-0.2%
Wipro	5.87	1946934	5.96	2007122	-1.51%	1	491.42	500.10	-1.7%
Dr.Reddy's	80.07	364040	80.90	175202	-1.03%	1	6703.26	6820.15	-1.7%
ICICI Bank	28.62	8535547	29.11	3815082	-1.68%	2	1198.00	1223.00	-2.0%
HDFC Bank	59.69	2858742	60.54	1988927	-1.40%	3	1665.70	1604.05	3.8%

GDR's (US\$)

	Prices	Prev. Close	Change	Var %
L&T	42.00	42.40	(0.4)	-0.9%
RIL	71.10	71.00	0.1	0.1%
SBI	101.00	103.00	(2.0)	-1.9%

US Economy Data	Current	Previous
Inflation (%) (YoY)	3.00%	3.30%
Unemployment (%)	4.10%	4.00%

Interest Rate (%)	Current	Previous
Fed Rate	5.50%	5.50%

US GDP	Q1CY24	Q4CY23
Growth (QoQ Annualized)	1.40%	3.40%

China Economy Data	Current	Previous
GDP	4.70%	5.30%
Inflation – CPI (%)	0.20%	0.30%

Economic Calendar

	Date
Indian GDP Data	30 Aug
Indian Inflation Data CPI	12 Aug
Indian Inflation Data WPI	14 Aug
Indian Monetary Policy	08 Aug
India's Industrial Production (IIP)	12 Aug
US Inflation Data	14 Aug
US GDP	25 Jul
US Unemployment Data	02 Aug
US Fed Rate	31 Jul
China GDP	18 Oct
China Inflation Data	9 Aug

Event Update

Name	Date	Purpose
Bhansali Engineering Polymers Ltd.	25-07-24	Rs.1.00 per share(100%)First Interim Dividend
KSB Ltd.	25-07-24	Stock Split from Rs.10/- to Rs.2/-
Pradeep Metals Ltd.	25-07-24	Rs.2.00 per share(20%)Final Dividend
21st Century Management Services Ltd.	26-07-24	Rs.2.50 per share(25%)Final Dividend
Aarti Industries Ltd.	26-07-24	Rs.1.00 per share(20%)Final Dividend
Aarvi Encon Ltd.	26-07-24	Dividend
ADF Foods Ltd.	26-07-24	Rs.1.20 per share(60%)Final Dividend
Bondada Engineering Ltd.	26-07-24	Rs.0.15 per share(1.5%)Final Dividend
Coromandel International Ltd.	26-07-24	Rs.6.00 per share(600%)Final Dividend
CreditAccess Grameen Ltd.	26-07-24	Rs.10.00 per share(100%)Final Dividend
Galaxy Surfactants Ltd.	26-07-24	Rs.22.00 per share(220%)Final Dividend
Infobeans Technologies Ltd.	26-07-24	Rs.1.00 per share(10%)Final Dividend
Kirloskar Brothers Ltd.	26-07-24	Rs.6.00 per share(300%)Final Dividend
Mangalam Global Enterprise Ltd.	26-07-24	Dividend
Menon Bearings Ltd.	26-07-24	Interim Dividend
Nitta Gelatin India Ltd.	26-07-24	Rs.6.00 per share(60%)Dividend
Paushak Ltd.	26-07-24	Rs.20.00 per share(200%)Final Dividend
Power Finance Corporation Ltd.	26-07-24	Rs.2.50 per share(25%)Final Dividend
Rane Holdings Ltd.	26-07-24	Rs.25.00 per share(250%)Final Dividend
RBL Bank Ltd.	26-07-24	Rs.1.50 per share(15%)Dividend
RR Kabel Ltd.	26-07-24	Rs.3.00 per share(60%)Final Dividend
Sobha Ltd.	26-07-24	Rs.3.00 per share(30%)Final Dividend
Sudarshan Chemical Industries Ltd.	26-07-24	Rs.1.00 per share(50%)Final Dividend
Timken India Ltd.	26-07-24	Rs.2.50 per share(25%)Final Dividend
Whirlpool Of India Ltd.	26-07-24	Rs.5.00 per share(50%)Final Dividend
Zydus Lifesciences Ltd.	26-07-24	Rs.3.00 per share(300%)Final Dividend

Bulk Deal As On 24/07/24

BSE

Security Code	Security Name	Client Name	Deal	Quantity	Price
543172	COSPOWER	FELIX SHRIDHAR KADAM	S	8000	301
539405	DITCO	DEEPAK CHANDULAL RAWAL	S	17349	8.5
531035	ERAAYA	G G ENGINEERING LIMITED	S	88600	800
540190	FRANKLININD	MULTIPLIER SHARE & STOCK ADVISORS PRIVATE LIMITED	S	2000000	3.78
543520	GLHRL	HARSHAD RASIKLAL SHETH	S	100000	30.4
524590	HEMORGANIC	VAX ENTERPRISE PRIVATE LIMITED	B	17965	10.05
539697	HILIKS	AMRIT L GANDHI (HUF)	S	44776	51.64
539697	HILIKS	GLASTONMARIOMENEZES	B	40000	51.61
540377	IFL	MITHLESH CONSULTANCY LLP	S	20616805	1.16
539449	IGCIL	DISHA ABHISHEK MEHTA	S	35000	36.08
539449	IGCIL	GLADIS MENEZES	B	16000	36
539449	IGCIL	GLASTON MARIO MENEZES	B	16000	38.92
539449	IGCIL	MULTIPLIER SHARE & STOCK ADVISORS PRIVATE LIMITED	S	24431	38.92
539449	IGCIL	NARAYANAN BALAJI VAIDYANATH	B	32000	36.03
539449	IGCIL	NAVIN KESHRIAL MEHTA	S	77748	36.52
539449	IGCIL	NIKITA HIREN PATEL	S	54599	35.97
539449	IGCIL	UDAY R SHAH HUF	B	18000	36.3
536709	INDRENEW	JAYASEELAN SINGARAVELU	S	140000	14.17
523840	INNOVTEC	VAISHALI ANILKUMAR	S	151016	39.7
543286	JETMALL	ATUL JAIN HUF	S	30000	9.5
543286	JETMALL	GAURAVSDARDA	B	30000	9.5
531784	KCLINFRA	ANJANIKUMARGUPTA	S	1199900	1.35
535730	KHOBSURAT	ANKIT MAHENDRABHAI PARLESHA	S	6825898	1.71
535730	KHOBSURAT	CHANDAN CHAURASIYA	S	28116514	1.71
535730	KHOBSURAT	GAURAV CHAUDHARY	S	1	1.71
535730	KHOBSURAT	GAURAV CHAUDHARY	B	2630390	1.71
534422	LOOKS	RANDEEP SINGH	B	110875	6.01
514060	MARKOBENZ	BANKIM LALLUBHAI MEHTA	B	113000	18
514060	MARKOBENZ	GAURANG MANUBHAI SHAH	S	187637	18
538895	MIHIKA	VAKANDA SERVICES PRIVATE LIMITED	S	124048	22.79
539594	MISHTANN	ANTARA INDIA EVERGREEN FUND LTD	B	10000000	16.85
539594	MISHTANN	HITESHKUMAR GAURISHANKAR PATEL	S	14300000	16.86
535910	MMLF	KARMRAJSINH RAJENDRASINH PARMAR	S	75000	187.96
505797	MPCOSEMB	venu MADHAVA KAPARTHY	S	21703	35.96
543207	NATURAL	HEMA JAYPRAKASH BHAVSAR	S	73894	11.49
531494	NAVKAR	DIPAKKUMAR CHIMANLAL SHAH	S	1370390	12.55
540243	NEWLIGHT	MULTIPLIER SHARE & STOCK ADVISORS PRIVATE LIMITED	S	45369	28.37
540243	NEWLIGHT	SMITA KHURANA	B	62660	28.41
511557	PROFINC	AMIT SHARMA	B	1455000	1.06
511557	PROFINC	MANISH KUMAR	S	1455000	1.06
541601	RAJNISH	CRAFT EMERGING MARKET FUND PCC- ELITE CAPITAL FUND	S	4800000	4.15
533285	RDBRIL	FAITHFUL VANIJYA PRIVATE LIMITED	S	285010	157.81
543256	RFL	JAYDEVSINH JADEJA	B	56700	17.62
543256	RFL	KIRAN MITTAL	S	161150	17.68
543256	RFL	MAHIDEEPSINH RAGHUVIRSINH GOHIL	B	56700	17.63
519191	RGRL	GULAM JAINUL ABEDIN SHAIKH	S	64700	9.56
531893	SAWABUSI	VIKRAMBHAI GOKALBHAI CHAUDHARI	S	5998682	0.63
508905	SMIFS	ANTRIKSH VYAPAAR LIMITED	S	30400	47.52
539217	SRESTHA	ARYADEEP INFRAHOMES PRIVATE LIMITED	S	10838017	2.38

539217	SRESTHA	SAROJ GUPTA	S	4277930	2.27
539217	SRESTHA	SONAR BANGLA CAREER ACADEMY PRIVATE LIMITED	S	16000000	2.38
539217	SRESTHA	SYLPH TECHNOLOGIES LIMITED	S	3771896	2.16
540914	SRUSTEELS	KAVIN PRAKASH SHAH HUF	B	90000	11
540914	SRUSTEELS	RUSHABH PRAKASH SHAH HUF	B	90000	10.99
513575	STERPOW	DHARMENDRA GORAKHCHAND SANGHVI	S	30775	45.67
513575	STERPOW	KANTA DEVI SAMDARIA	S	44907	45.59
542025	SUNRETAIL	RAJESH KUMAR SINGH	S	912000	0.83
543745	SVS	SHASHIKANT SHARMA	S	2394000	11.97
543745	SVS	YELLOWSTONE VENTURES LLP	B	1926000	12.04
544214	THREEMPAPE	SETU SECURITIES PVT. LTD.	S	98000	72.88
536264	TIGERLOGS	NORTH STAR OPPORTUNITIES FUND VCC-BULL VALUE INCORPORATED VCC SUB-FUND	B	1969033	32.9
536264	TIGERLOGS	RADIANT GLOBAL FUND-CLASS B PARTICIPATING SHARES	S	1469033	32.9
542765	TRANSPACT	DEEPAK HEMRAJ GALA	S	2500	315.2
542765	TRANSPACT	YELLOWSTONE VENTURES LLP	B	2500	331.56
539040	TTIL	AMIT PRABHAKAR WADEKAR	S	650000	22.35
539040	TTIL	AZMAT TRADERS LLP	S	550000	22.35
539040	TTIL	KAUSHAL HITESHBAI PARIKH	B	199643	22.35
539040	TTIL	SEIFER RICHARD MASCARENHAS	B	300000	22.35
539291	VASUDHAGAM	DEV GANPAT PAWAR	S	205000	23.12
539291	VASUDHAGAM	DEV GANPAT PAWAR	B	102663	21.67
539291	VASUDHAGAM	HEMA JAYPRAKASH BHAVSAR	B	171000	22.09
539291	VASUDHAGAM	SANJAY DATTARAM KHANVILKAR	S	200000	23.95
539291	VASUDHAGAM	YOGESH JOTIRAM KALE	S	95000	22.15
539291	VASUDHAGAM	YOGESH JOTIRAM KALE	B	21802	23.94
538565	VISTARAMAR	KAILASHBEN ASHOKKUMAR PATEL	B	24379	224.25
509026	VJTFEDU	SAM FINANCIAL SERVICES LLP	S	104000	91.66
533427	VMS	ASHOKBHAJ MADHUBHAJ KORAT	S	152546	46.85
533427	VMS	ASHOKBHAJ MADHUBHAJ KORAT	B	152546	46.91
533427	VMS	VAXFAB ENTERPRISES LIMITED	S	175521	45.63
533427	VMS	VAXFAB ENTERPRISES LIMITED	B	115078	46.6
533427	VMS	VIDEEP KABRA BENEFICIARY TRUST	S	160475	46.84

NSE

Security Code	Security Name	Client Name	Deal	Quantity	Price
AGRITECH	Agri-Tech (India) Limited	YUGA STOCKS AND COMMODITIES PRIVATE LIMITED .	BUY	30000	280.32
AURUM	Aurum PropTech Limited	GHALLA BHANSALI STOCK BROKERS PRIVATE LIMITED	BUY	154283	163.29
CELEBRITY	Celebrity Fashions Limite	CHARATH RAM NARSIMHAN	SELL	286640	17.24
DAVANGERE	Dav angere Sugar Company	GANESH S S	SELL	15000000	7.5
GANGAFORGE	Ganga Forging Limited	SWETSAM STOCK HOLDING PRIVATE LIMITED	SELL	2067330	7.26
KATARIA	Kataria Industries Ltd	CINCO STOCK VISION LLP	BUY	642000	191.5
KATARIA	Kataria Industries Ltd	SHARE INDIA SECURITIES LIMITED	BUY	120000	182.4
KATARIA	Kataria Industries Ltd	STATSOL RESEARCH LLP	BUY	258000	182.4
MACOBSTECH	Macobs Technologies Ltd	CHOWDRY ASSOCIATES	BUY	51200	99.3
MACOBSTECH	Macobs Technologies Ltd	GAURANG JITENDRA PAREKH	BUY	56000	96
MACOBSTECH	Macobs Technologies Ltd	INDIRA BURMAN	BUY	49600	99.25
MACOBSTECH	Macobs Technologies Ltd	JITENDRA BABUBHAI PAREKH	BUY	104000	96
MACOBSTECH	Macobs Technologies Ltd	MONIKA GARG	BUY	70400	96
MACOBSTECH	Macobs Technologies Ltd	MOUNTAIN VENTURES	BUY	49600	100.8
MACOBSTECH	Macobs Technologies Ltd	SPRING VENTURES	BUY	49600	100.8
MAHICKRA	Mahickra Chemical Limited	GANDHI ASHISHKUMAR CHAMPAKLAL	SELL	49500	99
MVGJL	Manoj Vaibhav Gem N Jew	EMINENCE GLOBAL FUND PCC- EUBILIA CAPITAL PARTNERS FUND I	SELL	475000	255
MANOMAY	Manomay Tex India Ltd	FASHION SUITINGS PVT LTD	SELL	180000	238.5
MANOMAY	Manomay Tex India Ltd	NAV CAPITAL VCC - NAV CAPITAL EMERGING STAR FUND	BUY	180000	238.5
NOVAAGRI	Nov a Agritech Limited	YUGA STOCKS AND COMMODITIES PRIVATE LIMITED .	BUY	500000	83.75
PRIZOR	Prizor Viztech Limited	GOWTHAMAN ABILASH	BUY	80000	173.1
PRIZOR	Prizor Viztech Limited	MULTIPLIER SHARE & STOCK ADVISORS PRIVATE LIMITED	SELL	81600	185.62
RSSOFTWARE	R. S. Software (I) Ltd.	ANANT JAIN	BUY	130000	253.49
REFRACTORY	Refractory Shapes Limited	MANSI SHARE AND STOCK ADVISORS PVT LTD	BUY	132000	193
ROLLT	Rolltainers Limited	SPARK FINANCE	BUY	1342282	3
RUSHIL	Rushil Decor Limited	SUMANT KAPUR	SELL	172976	355.63
SAGARDEEP	Sagardeep Alloys Limited	SKSE SECURITIES LTD	BUY	146983	34.83
SAGARDEEP	Sagardeep Alloys Limited	SKSE SECURITIES LTD	SELL	109380	34.93
SAHAJSOLAR	Sahaj Solar Limited	CAMELLIA TRADEX PRIVATE LIMITED	SELL	60800	415.65
SAHAJSOLAR	Sahaj Solar Limited	GREEN PEAKS ENTERPRISES LLP	SELL	76000	415.65
SAHAJSOLAR	Sahaj Solar Limited	MULTIPLIER SHARE & STOCK ADVISORS PRIVATE LIMITED	BUY	77600	415.65
SAHAJSOLAR	Sahaj Solar Limited	STATSOL RESEARCH LLP	SELL	84000	415.65
SAHAJSOLAR	Sahaj Solar Limited	SUNIL SHARMA	BUY	63200	415.65
SARTELE	Sar Televenture Limited	ASTON MULTITRADE PRIVATE LIMITED	SELL	97000	240.46
SEAMECLTD	SEAMEC Limited	PUESH KUMAR GUPTA	SELL	170842	1525.01
SILKFLEX	Silkfex Polymers India L	DEEPAK DHANJI PATEL	BUY	62000	87.29
VAISHALI	Vaishali Pharma Limited	ELDORADO BIOTECH PVT LTD	BUY	92612	162
VAISHALI	Vaishali Pharma Limited	MANSI SHARE AND STOCK ADVISORS PVT LTD	SELL	58281	161.37
VSTIND	VST Industries Ltd.	DERIVE TRADING & RESORTS PVT LTD	SELL	262748	4102.57
VSTIND	VST Industries Ltd.	LIMITED DAMANI ESTATE AND FINANCE PRIVATE	SELL	90000	3983.84
WINNY	WinnY Immigra & Edu Ser L	BHAWARLAL A GANDHI HUF	BUY	11000	290
WINNY	WinnY Immigra & Edu Ser L	KRISHNA AWTAR KABRA	SELL	11000	290

Disclosure:

Research Reports that are published by Nirmal Bang Securities Private Limited (hereinafter referred to as "NBSPL") are for private circulation only. NBSPL is a registered Research Analyst under SEBI (Research Analyst) Regulations, 2014 having Registration no. INH000001766. NBSPL is also a registered Stock Broker with National Stock Exchange of India Limited, BSE Limited, Metropolitan Stock Exchange of India Limited, Multi Commodity Exchange of India Limited and , National Commodity and Derivative Exchange Limited in Capital Market , Equity and Commodities derivatives segments and Currency Derivatives Segment .

NBSPL has other business divisions with independent research teams separated by Chinese walls, and therefore may, at times, have different or contrary views on stocks and markets.

NBSPL or its associates have not been debarred / suspended by SEBI or any other regulatory authority for accessing / dealing in securities Market since last 20 years. NBSPL, its associates or analyst or his relatives do not hold any financial interest (Except Investment) in the subject company. NBSPL or its associates or Analyst do not have any conflict or material conflict of interest at the time of publication of the research report with the subject company. NBSPL or its associates or Analyst or his relatives may or may not hold beneficial ownership of 1% or more in the subject company at the end of the month immediately preceding the date of publication of this research report.

NBSPL or its associates / analyst has not received any compensation / managed or co-managed public offering of securities of the company covered by Analyst during the past twelve months. NBSPL or its associates have not received any compensation or other benefits from the company covered by Analyst or third party in connection with the research report. Analyst has not served as an officer, director or employee of Subject Company. NBSPL / analyst has not been engaged in market making activity of the subject company.

Analyst Certification: The research analysts and authors of these reports, hereby certify that the views expressed in this research report accurately reflects my/our personal views about the subject securities, issuers, products, sectors or industries. It is also certified that no part of the compensation of the analyst(s) was, is, or will be directly or indirectly related to the inclusion of specific recommendations or views in this research. The analyst(s) principally responsible for the preparation of this research report and has taken reasonable care to achieve and maintain independence and objectivity in making any recommendations.

Disclaimer:

The Research Report is for the personal information of the authorized recipient and does not construe to be any investment, legal or taxation advice. NBSPL is not soliciting any action based upon it. Nothing in the research report shall be construed as a solicitation to buy or sell any security or product, or to engage in or refrain from engaging in any such transaction. In preparing the research report, we did not take into account the investment objectives, financial situation and particular needs of the reader.

The research report has been prepared for the general use of the clients of NBSPL and must not be copied, either in whole or in part, or distributed or redistributed to any other person in any form. If you are not the intended recipient you must not use or disclose the information in the research report in any way. Though disseminated to all the customers simultaneously, not all customers may receive the research report at the same time. NBSPL will not treat recipients as customers by virtue of their receiving the research report. The research report is not directed or intended for distribution to or use by any person or entity resident in a state, country or any jurisdiction, where such distribution, publication, availability or use would be contrary to law, regulation or which would subject NBSPL & its group companies to registration or licensing requirements within such jurisdictions.

The report is based on the information obtained from sources believed to be reliable, but we do not make any representation or warranty that it is accurate, complete or up-to-date and it should not be relied upon as such. We accept no obligation to correct or update the information or opinions in it. NBSPL or any of its affiliates or employees shall not be in any way responsible for any loss or damage that may arise to any person from any inadvertent error in the information contained in the research report. NBSPL or any of its affiliates or employees do not provide, at any time, any express or implied warranty of any kind, regarding any matter pertaining to this report, including without limitation the implied warranties of merchantability, fitness for a particular purpose, and non-infringement. The recipients of the research report should rely on their own investigations.

This information is subject to change without any prior notice. NBSPL reserves its absolute discretion and right to make or refrain from making modifications and alterations to this statement from time to time. Nevertheless, NBSPL is committed to providing independent and transparent recommendations to its clients, and would be happy to provide information in response to specific client queries.

Before making an investment decision on the basis of research report, the reader needs to consider, with or without the assistance of an adviser, whether the advice is appropriate in light of their particular investment needs, objectives and financial circumstances. There are risks involved in securities trading. The price of securities can and does fluctuate, and an individual security may even become valueless. International investors are reminded of the additional risks inherent in international investments, such as currency fluctuations and international stock market or economic conditions, which may adversely affect the value of the investment. Opinions expressed are subject to change without any notice. Neither the company nor the director or the employees of NBSPL accept any liability whatsoever for any direct, indirect, consequential or other loss arising from any use of the research report and/or further communication in relation to the research report. Here it may be noted that neither NBSPL, nor its directors, employees, agents or representatives shall be liable for any damages whether direct or indirect, incidental, special or consequential including lost revenue or lost profit that may arise from or in connection with the use of the information contained in the research report.

Copyright of this document vests exclusively with NBSPL.

Our reports are also available on our website

Registration granted by SEBI and certification from NISM in no way guarantee performance of NBSPL or provide any assurance of returns to investors.

Nirmal Bang Research (Division of Nirmal Bang Securities Pvt. Ltd.)

B-2, 301/302, Marathon Innova,
Opp. Peninsula Corporate Park
Off. Ganpatrao Kadam Marg
Lower Parel(W), Mumbai-400013
Board No. : 91 22 6723 8000/8001
Fax. : 022 6723 8010